


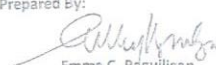
QUARTERLY PHYSICAL REPORT OF OPERATION
for Quarter Ending March 31, 2017
(Revised Version as of April 20, 2017)

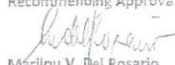
Department : Department of Science and Technology
Agency : Philippine Institute of Volcanology and Seismology
Operating Unit :
Organization Code (UACS) :

√	Current Year Appropriations
	Supplemental Appropriations
	Continuing Appropriations
	Off-Budget Account

Particulars	Performance Agency Measures	UACS CODE	Physical Targets					Physical Accomplishments					Variance as of March 31, 2017	Remarks
			1st Quarter	2nd Quarter	3rd Quarter	4th Quarter	Total	1st Quarter	2nd Quarter	3rd Quarter	4th Quarter	Total		
1		2	3	4	5	6	7=(3+4+5+6)	8	9	10	11	12=(8+9+10+11)	13	14
MFO 1 - Technical Advisory Services for Geologic and Geophysical Phenomena														
Performance Indicator (Set 1)														
Quantity	Number of bulletins and warnings issued		As necessary	As necessary	As necessary	As necessary	As necessary	312					312	N/A
Quality	% of bulletins and warnings where the event follows within the predicted time		80%	80%	80%	80%	80%	100%					100%	Applicable only to volcanic eruptions and tsunami events. No significant event during this period
Timeliness	% of bulletins and warnings issued within the set standard time		80%	80%	80%	80%	80%	97.76%					97.76%	17.76%
Performance Indicator (Set 2)														
Quantity	Number of hazards and risk maps, and evaluation report issued		150	150	150	150	600	606					606	456
Quality	% of stakeholders who rated PHIVOLCS products as satisfactory or better		80%	80%	80%	80%	80%	100.00%					100.00%	20.00%
Timeliness	% of hazard and risk maps, and evaluation reports produced according to schedule		80%	80%	80%	80%	80%	95.05%					95.05%	15.05%
MFO 2 - Disaster Preparedness and Risk Reduction Services														
Performance Indicator (Set 1)														
Quantity	Number of Disaster Risk Reduction (DRR) activities conducted		70	40	70	70	250	69					69	-1
	Average number of participants per disaster risk reduction activities		90	90	90	90	90	89					89	-1
Quality	% of participants who rated DRR activities as satisfactory or better		80%	80%	80%	80%	80%	100.00%					100%	20.00%
Timeliness	% of DRR activities conducted as scheduled		80%	80%	80%	80%	80%	100.00%					100%	20.00%


Narciso F. Diongzon
Planning Officer II

Prepared By:

Emma C. Paguiligan
Administrative Officer V

Recommending Approval:

Marilou V. Del Rosario
Accountant III and OIC, FAD

Approved by:

Renato U. Soldeva, Jr.
Undersecretary for DRR-CCA, DOST and OIC, PHIVOLCS