



Outcome Indicators													
1. Number of communities or institutions assisted by PHIVOLCS on mainstreaming DRR in local development or disaster management and contingency plans				2		2			1	1	2		
2. Percentage of stakeholders who availed and rated PHIVOLCS products and services as satisfactory or better		80%	80%	80%		80%	99.19%	100%	100%	100%	99.80%	19.80%	
Output Indicators													
1. Number of PHIVOLCS-organized DRR activities conducted		2	3	3	2	10	7	8	12	9	36	26	
2. Number of stakeholders trained on DRR		100	100	100	100	400	314	313	522	153	1302	902	
3. Number of REDAS license issued to trained stakeholders		60	60	60	60	240	145	44	181	105	475	235	Q1 data was updated


Prepared By:


 DE MESA RICHEL BRUAN
 Planning Officer
 Date: 1/9/20 9:41 AM

In coordination with:


 PAGUILIGAN EMMA CHAVEZ
 Budget Officer
 Date: 1/24/20 2:31 PM

Approved By:


 SOLIDUM RENATO UMALI
 Date: 1/31/20 2:00 PM