




QUARTERLY REPORT OF REVENUE AND OTHER RECEIPTS
As at the Quarter Ending December 31, 2020

Department : Department of Science and Technology (DOST)
 Agency : Philippine Institute of Volcanology and Seismology
 Operating Unit : < not applicable >
 Organization Code : 19 014 0000000
 Fund Cluster : 01 - Regular Agency Fund

| Classification/Sources of Revenue and Other Receipts | UACS CODE | REVENUE TARGET (Annual) per BESF | Actual Revenue and Other Receipts Collections | | | | | Cumulative Remittance/Deposits to Date | | | Variance | | Remarks |
|--|------------|----------------------------------|---|----------------------------|-----------------------------|----------------------------|-------------------|--|---------------------|-------------------|---------------------|--------------|---------|
| | | | 1st Quarter Ending March 31 | 2nd Quarter Ending June 30 | 3rd Quarter Ending Sept. 30 | 4th Quarter Ending Dec. 31 | Total | Remittance to BTr | Deposited with AGDB | TOTAL | Amount | % | |
| 1 | 2 | 3 | 4 | 5 | 6 | 7 | 8=[(6+(-)7)-8+9] | 9 | 10 | 11=(9+10) | 12=(8-3) | 13=(12/3) | 14 |
| Regular Agency Fund | | 496,000.00 | 122,575.00 | 7,030.00 | 114,600.00 | 109,500.00 | 353,705.00 | 353,705.00 | 0.00 | 353,705.00 | (142,295.00) | -29 % | |
| Non-Revenue Collections/Other Receipts | | 496,000.00 | 122,575.00 | 7,030.00 | 114,600.00 | 109,500.00 | 353,705.00 | 353,705.00 | 0.00 | 353,705.00 | (142,295.00) | -29 % | |
| Cash Receipts | | 496,000.00 | 122,575.00 | 7,030.00 | 114,600.00 | 109,500.00 | 353,705.00 | 353,705.00 | 0.00 | 353,705.00 | (142,295.00) | -29 % | |
| Non-Tax | | 496,000.00 | 122,575.00 | 7,030.00 | 114,600.00 | 109,500.00 | 353,705.00 | 353,705.00 | 0.00 | 353,705.00 | (142,295.00) | -29 % | |
| Certification Fees | 4020104002 | 350,000.00 | 118,800.00 | 6,730.00 | 111,900.00 | 107,400.00 | 344,830.00 | 344,830.00 | 0.00 | 344,830.00 | (5,170.00) | -1 % | |
| Analysis Fees | 4020113001 | 20,000.00 | 0.00 | 0.00 | 0.00 | 0.00 | 0.00 | 0.00 | 0.00 | 0.00 | (20,000.00) | -100 % | |
| Other Service Income | 4020199099 | 0.00 | 0.00 | 0.00 | 0.00 | 0.00 | 0.00 | 0.00 | 0.00 | 0.00 | 0.00 | 0 % | |
| Income Collected from Students | 4020201002 | 40,000.00 | 875.00 | 0.00 | 0.00 | 0.00 | 875.00 | 875.00 | 0.00 | 875.00 | (39,125.00) | -98 % | |
| Rent/Lease Income | 4020205000 | 30,000.00 | 0.00 | 0.00 | 0.00 | 0.00 | 0.00 | 0.00 | 0.00 | 0.00 | (30,000.00) | -100 % | |
| Income from Printing and Publication | 4020215000 | 2,000.00 | 0.00 | 0.00 | 0.00 | 0.00 | 0.00 | 0.00 | 0.00 | 0.00 | (2,000.00) | -100 % | |
| Book Sales | 4020216001 | 4,000.00 | 0.00 | 0.00 | 0.00 | 0.00 | 0.00 | 0.00 | 0.00 | 0.00 | (4,000.00) | -100 % | |
| Other Sales | 4020216099 | 50,000.00 | 2,900.00 | 300.00 | 2,700.00 | 2,100.00 | 8,000.00 | 8,000.00 | 0.00 | 8,000.00 | (42,000.00) | -84 % | |
| Dividend Income | 4020220000 | 0.00 | 0.00 | 0.00 | 0.00 | 0.00 | 0.00 | 0.00 | 0.00 | 0.00 | 0.00 | 0 % | |
| TOTAL | | 496,000.00 | 122,575.00 | 7,030.00 | 114,600.00 | 109,500.00 | 353,705.00 | 353,705.00 | 0.00 | 353,705.00 | (142,295.00) | -29 % | |

Certified Correct:

 MARILOU V. DEL ROSARIO
 ACCOUNTANT III
 Date: 2021-02-03 14:43:50.0

Recommending Approval:

 MARILOU V. DEL ROSARIO
 OIC, FAD
 Date: 2021-02-03 14:53:14.0

Approved By:

 RENATO U. SOLIDUM, JR.
 UNDERSECRETARY, DOST and OIC, PHIVOLCS
 Date: 2021-02-04 14:14:00.0

QUARTERLY REPORT OF ACTUAL INCOME
For the Quarter Ending December 2020
(In Pesos)

Department : DEPARTMENT OF SCIENCE AND TECHNOLOGY
Agency : PHILIPPINE INSTITUTE OF VOLCANOLOGY AND SEISMOLOGY
Fund : 101


| CLASSIFICATION/ SOURCES OF INCOME (1) | ACTUAL INCOME FOR THE QUARTER | | | | CUMULATIVE INCOME COLLECTIONS TO DATE (6) | CUMULATIVE INCOME DEPOSITED WITH BTR (7) | REMARKS (8) |
|--|-------------------------------|-------------------------|------------------------|--------------------------------|--|---|--|
| | FIRST MONTH (2) | SECOND MONTH (3) | THIRD MONTH (4) | TOTAL (5) = (2)+(3)+(4) | | | |
| Tax | | | | | | | |
| Non-Tax | | | | | | | |
| Certification Fees | 45,600.00 | 34,000.00 | 27,800.00 | 107,400.00 | 344,830.00 | 344,830.00 | Payment for EQ hazard assesment service, lahar and fault certifications. |
| Other Sales | 900.00 | 900.00 | 300.00 | 2,100.00 | 8,000.00 | 8,000.00 | Sales of info./unserviceable materials and equipments. |
| Educational Tour/Walk-in Lectures | - | - | | | 875.00 | | Fees collected on educational tour and walk-in lectures. |
| Rent/Lease Income | | - | | | | | Payment for room accomodations and rental of auditorium. |
| Printing/photocopies/Lamination | - | - | - | - | - | - | Photocopies. |
| TOTAL | 46,500.00 | 34,900.00 | 28,100.00 | 109,500.00 | 353,705.00 | 352,830.00 | |

Certified Correct:


MARILOU V. DEL ROSARIO
Accountant III

Date : January 28, 2021

Submitted by:


RENATO U. SOLIDUM, JR.
Undersecretary, DOST and
Officer in Charge, PHIVOLCS

Date : January 28, 2021