


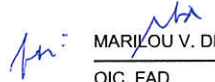
**QUARTERLY REPORT OF REVENUE AND OTHER RECEIPTS**  
As at the Quarter Ending September 30, 2022

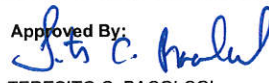
Department : Department of Science and Technology (DOST)  
 Agency : Philippine Institute of Volcanology and Seismology  
 Operating Unit : < not applicable >  
 Organization Code (UACS) : 19 014 0000000  
 Fund Cluster : 01 - Regular Agency Fund

Classification/Sources of Revenue and Other Receipts	UACS CODE	REVENUE TARGET (Annual) per BESF	Actual Revenue and Other Receipts Collections					Cumulative Remittance/Deposits to Date			Variance		Remarks
			1st Quarter Ending March 31	2nd Quarter Ending June 30	3rd Quarter Ending Sept. 30	4th Quarter Ending Dec. 31	Total	Remittance to BTr	Deposited with AGDB	TOTAL	Amount	%	
1	2	3	4	5	6	7	8=[(6+(-)7)-8+9]	9	10	11=(9+10)	12=(8-3)	13=(12/3)	14
<b>Regular Agency Fund</b>		581,000.00	410,994.81	540,759.91	776,108.58	0.00	1,727,863.30	1,727,863.30	0.00	1,727,863.30	1,146,863.30	197 %	
<b>Revenue Collections</b>		581,000.00	120,400.00	124,200.00	105,625.00	0.00	350,225.00	350,225.00	0.00	350,225.00	(230,775.00)	-40 %	
<b>Cash Revenue</b>		581,000.00	120,400.00	124,200.00	105,625.00	0.00	350,225.00	350,225.00	0.00	350,225.00	(230,775.00)	-40 %	
<b>Non-Tax</b>		581,000.00	120,400.00	124,200.00	105,625.00	0.00	350,225.00	350,225.00	0.00	350,225.00	(230,775.00)	-40 %	
Certification Fees	4020104002	400,000.00	117,800.00	121,500.00	103,225.00	0.00	342,525.00	342,525.00	0.00	342,525.00	(57,475.00)	-14 %	
Analysis Fees	4020113001	20,000.00	0.00	0.00	0.00	0.00	0.00	0.00	0.00	0.00	(20,000.00)	-100 %	
Other Service Income	4020199099	0.00	0.00	0.00	0.00	0.00	0.00	0.00	0.00	0.00	0.00	0 %	
Income Collected from Students	4020201002	55,000.00	0.00	0.00	0.00	0.00	0.00	0.00	0.00	0.00	(55,000.00)	-100 %	
Rent/Lease Income	4020205000	40,000.00	0.00	0.00	0.00	0.00	0.00	0.00	0.00	0.00	(40,000.00)	-100 %	
Income from Printing and Publication	4020215000	2,000.00	0.00	0.00	0.00	0.00	0.00	0.00	0.00	0.00	(2,000.00)	-100 %	
Book Sales	4020216001	4,000.00	0.00	0.00	0.00	0.00	0.00	0.00	0.00	0.00	(4,000.00)	-100 %	
Other Sales	4020216099	60,000.00	2,600.00	2,700.00	2,400.00	0.00	7,700.00	7,700.00	0.00	7,700.00	(52,300.00)	-87 %	
Dividend Income	4020220000	0.00	0.00	0.00	0.00	0.00	0.00	0.00	0.00	0.00	0.00	0 %	
<b>Non-Revenue Collections/Other Receipts</b>		0.00	290,594.81	416,559.91	670,483.58	0.00	1,377,638.30	1,377,638.30	0.00	1,377,638.30	1,377,638.30	0 %	
<b>Cash Receipts</b>		0.00	290,594.81	416,559.91	670,483.58	0.00	1,377,638.30	1,377,638.30	0.00	1,377,638.30	1,377,638.30	0 %	
<b>Others</b>		0.00	290,594.81	416,559.91	670,483.58	0.00	1,377,638.30	1,377,638.30	0.00	1,377,638.30	1,377,638.30	0 %	
Receivables - Disallowances/Charges	1030501000	0.00	0.02	0.00	0.00	0.00	0.02	0.02	0.00	0.02	0.02	0 %	
Due from Officers and Employees	1030502000	0.00	4,563.80	73,018.73	508,643.78	0.00	586,226.31	586,226.31	0.00	586,226.31	586,226.31	0 %	
Others	1040101099	0.00	13,505.00	18,865.00	0.00	0.00	32,370.00	32,370.00	0.00	32,370.00	32,370.00	0 %	
Advances for Operation Expenses	1990101000	0.00	10,243.45	570.84	1.50	0.00	10,815.79	10,815.79	0.00	10,815.79	10,815.79	0 %	
Advances for Special Disbursing Officer	1990103000	0.00	128,852.51	6,965.38	1,592.23	0.00	137,410.12	137,410.12	0.00	137,410.12	137,410.12	0 %	
Advances to Officers and Employees	1990104000	0.00	133,430.03	317,139.96	160,246.07	0.00	610,816.06	610,816.06	0.00	610,816.06	610,816.06	0 %	
<b>TOTAL</b>		581,000.00	410,994.81	540,759.91	776,108.58	0.00	1,727,863.30	1,727,863.30	0.00	1,727,863.30	1,146,863.30	197 %	

**Certified Correct:**  
  
 MARILOU V. DEL ROSARIO  
 Accountant III  
 Date: 10/27/22 20:10 PM

**Certified Correct:**  
 \_\_\_\_\_  
 Date: 10/27/22 8:09 PM

**Recommending Approval:**  
  
 MARILOU V. DEL ROSARIO  
 OIC, FAD  
 Date: 10/27/22 8:23 PM

**Approved By:**  
  
 TERESITO C. BACOLCOL  
 Director III/OIC, PHIVOLCS  
 Date: 10/27/22 8:25 PM